

Covenant URC

“The Good Shepherd lays down His life for His Sheep.... I am the Good Shepherd I know My own and My own know me.” - John 10:11, 14

Our Newsletter- Covenant URC in Fresno, CA (<http://fresnourc.com>)

Issue # 2 - April 2009

Door Hangers

We had a good day of passing out door hangers followed by a potluck..

Page 1

Atheist Conference

We enjoyed the fellowship, and the opportunity to get to know some visitors..

Page 1

Good Friday & Easter

It was enjoyable for the church to come together, during this time.

Page 1

Community Catechism

We have a opportunity to introduce the Reformed Faith to curious people.

Page 1

Podcasting Tip

How to burn cds so that the technically challenged can learn about your church.

Page 2

Remember Us

We appreciate your support, and ask that you would continue to do so.

Page 2

Door Hangers

We mentioned in our last newsletter that Chino was kind enough to print off 500 door hangers. On February 7, 2009 members from our congregation met at church. We had a map of some areas in Fresno to figure out how to divide up, and where to go. We got our game plan together, and went our separate ways.

I am happy to say that we had a good representation from our church. We also had a visitor who stays in contact with the pastor join us that day to hand out these door hangers.

After we were finished with the door hangers we met back at Elder Kok's house for some good hamburgers, and a great variety of food. It was nice to join together for this fellowship.

Why I'm Not an Atheist Update

On April 3, 2009 we held a community based conference with the desire to let the community know of our presence. In order to get the word out we advertised in the Fresno Bee (largest circulated Fresno area paper), and we also put ads in the Fresno State paper as well as Fresno Community College. Pastor put together a Youtube ad that was placed on the front page of our webpage. We tried to advertise at Starbucks, but they have a policy that they will not hang things that deal with politics or religion in their stores. We did, however, hang

the fliers that one of our members designed wherever we found a place in the community to hang them.

I am happy to say that we had two members from the community visit the church. Our time of refreshments after the two lectures proved beneficial as we had a chance to talk with the visitors and get to know them better.

Please pray that the Lord would use this as a way for the community to know about our church.

Good Friday Service and Easter Potluck

This year was the first year that we had a Good Friday service. It was nice to meet together in our office space without having to get things cleared with the city to make sure that a janitor would be willing to open the facility.

We had a good representation from the congregation. I am also very happy to say that a person who visited our church from time to time came to the service. It was great to touch base once again with her.

On Easter our church usually has some sort of potluck or get together for the stragglers. There are many people in our church who do not have family in the area, so we try to make sure that everyone can have a place to go. This year, we stacked up the chairs, set up tables, and put the food on the tables. It was hard to preach with all the crock pots around the building with delicious smelling food. It was a great time of fellowship.

Community Catechism

If you have been following the newsletters throughout last year you might remember that I wanted to get some sort of community Bible study started . I passed out invitations to the offices in our complex and this never manifested into anything substantive. I did receive a note delivered through our mail slot that showed some interest, but that never developed into anything after I followed up with it. A few months ago the guys were talking about starting such a study, and we were trying to get people together, but it never manifested into anything.

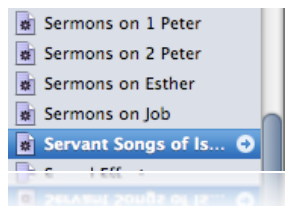
Through all this, I learned something about the sovereignty of God. All our attempts to get this going ended up with frustration and roadblocks hampering the progress. Well, a few weeks ago a gentlemen in the community sent me an e-mail. I e-mailed him back, and asked if we could chat on the phone. He e-mailed me his number, and we talked for a little while over the phone, and then set up a time to meet for a late breakfast. Long story short he wanted to learn more about the Reformed faith. So, I asked him if he would be interested in working through the Heidelberg Catechism the second and fourth Thursdays of each month over lunch. He liked this timeframe, and told some of his friends about this study. Lord willing we will have roughly five men meeting together at one of my favorite burrito shops discussing Reformed theology. Does life get any better than that? Scri-

ously, please pray that the Lord uses this to bless our church.

Podcasting Tip # 5: Keeping Sermons in Albums

If you have been following these podcasting tips you know how to record an introduction and conclusion to your sermons. Hopefully, you have been inspired to put them on the web so that people in your community can download them. Now, what do we do with the technologically challenged? You know the person who thinks that an mp3 is a robot or something. These people will probably never figure out how to listen to your sermons on the web. This tip will make it easy for your congregants to invite people to church by providing them with something tangible they can give to their friends, family, or neighbors.

Once again I recommend iTunes for this task, but there are other media players that will do the same thing. I recommend iTunes because you probably have set up your "smart playlists" that have

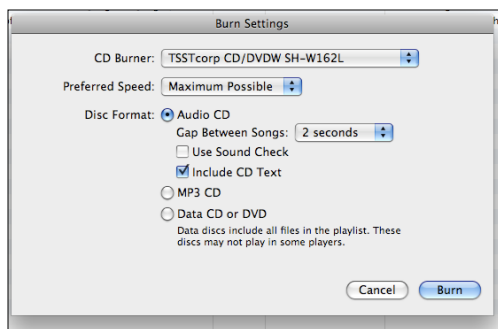


wish to burn to cd:

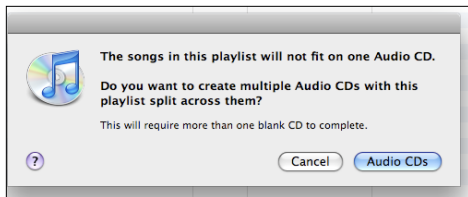
Second, select "burn disk" button on the bottom of the page. The cool thing is that it will take your sermon, in whatever file format, and convert it so that it

will play in a normal cd player.

Third, there will be a menu that will pop up asking you what kind of disk you want to use. Select the *audio cd option*.



Fourth, you will get an error message that will say something like: *the files are too large for one cd. Do you want to make audio cds?* Select yes, and then your whole series will burn to cd.



If you only want to burn a couple sermons to one cd you just create a playlist, drag those songs into the playlist, and then follow the directions above.

In our next newsletter we will look at at great bang for the buck mp3 recorder that we use in our church to record the sermons. It works great, and is not a budget breaker by any means.

Please remember us:

I want to once again thank the churches for their generosity. Please pray that:

- That the Lord would bring us families who seek to actively support the work.
- That the Lord would continue to provide for us financially. We do have another individual who has been laid off of work.
- That the Lord would grant us wisdom to discern which doors are opened and which doors are closed.
- That the Lord would grant us patience as we wait on Him.

Thank you again for your support and remembering us in your prayers.

Contact Information

<http://fresnourc.com>

Pastor Paul Lindemulder

(559) 276-7382

phlinde@gmail.com

Elder Peter Kok

(559) 801-8129

kok.pete@gmail.com

Elder Vladimir Mikulesku

(559) 709-2372

mikulesku@gmail.com

Deacon Hizkia Gunawan

(559) 940-2062

hizkia@gunawan.net

Webmaster:

Vitaliy Mikulesku

(559) 709-6421

vitalik_mas@yahoo.com